


Lazy 8 Breathing

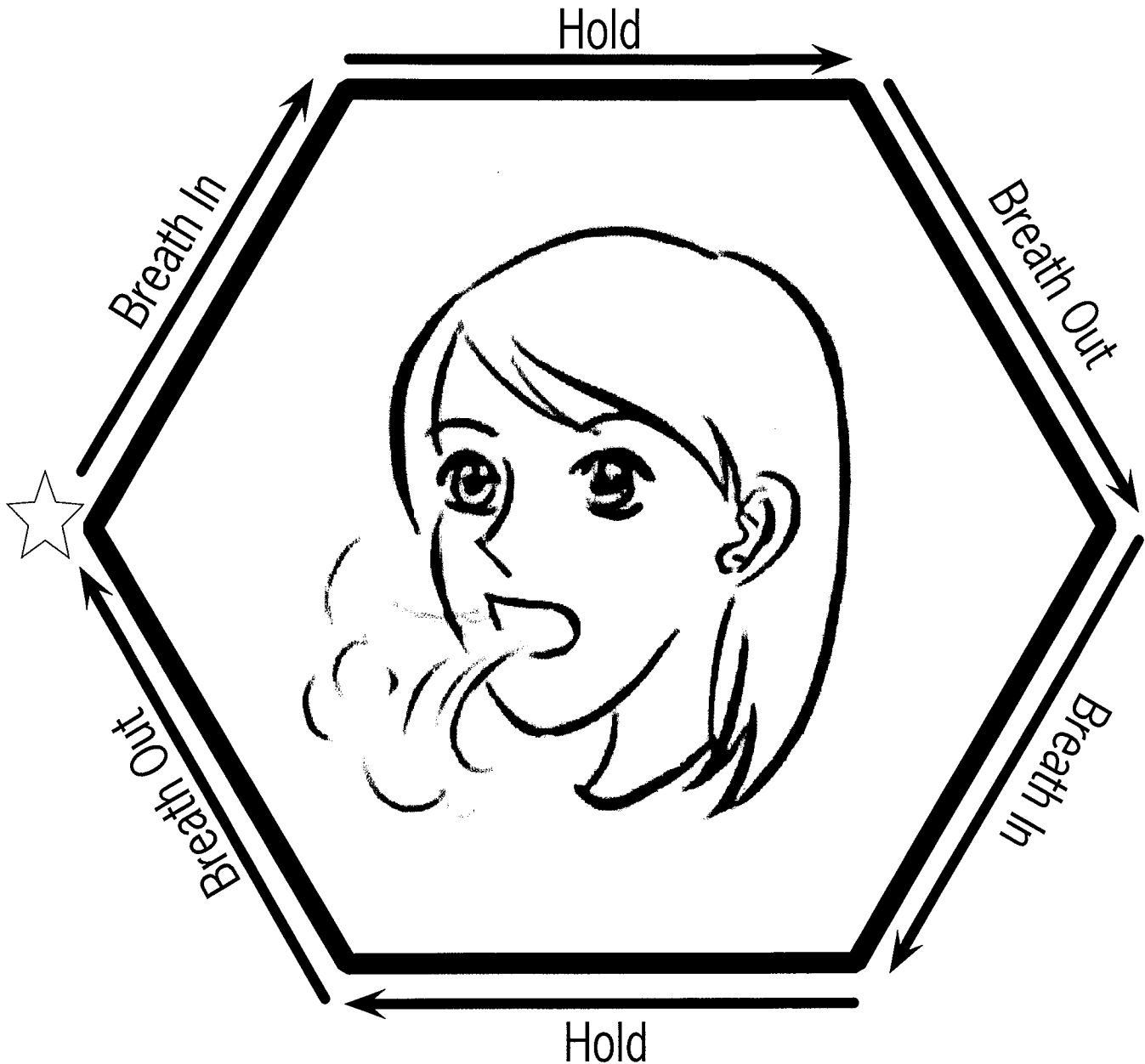


Trace the Lazy 8 with your finger starting at the star and taking a deep breath in.

As you cross over to the other side of the Lazy 8, slowly let your breath out.

Continue breathing around the Lazy 8 until you have a calm body and mind.

The Six Sides of **Breathing**

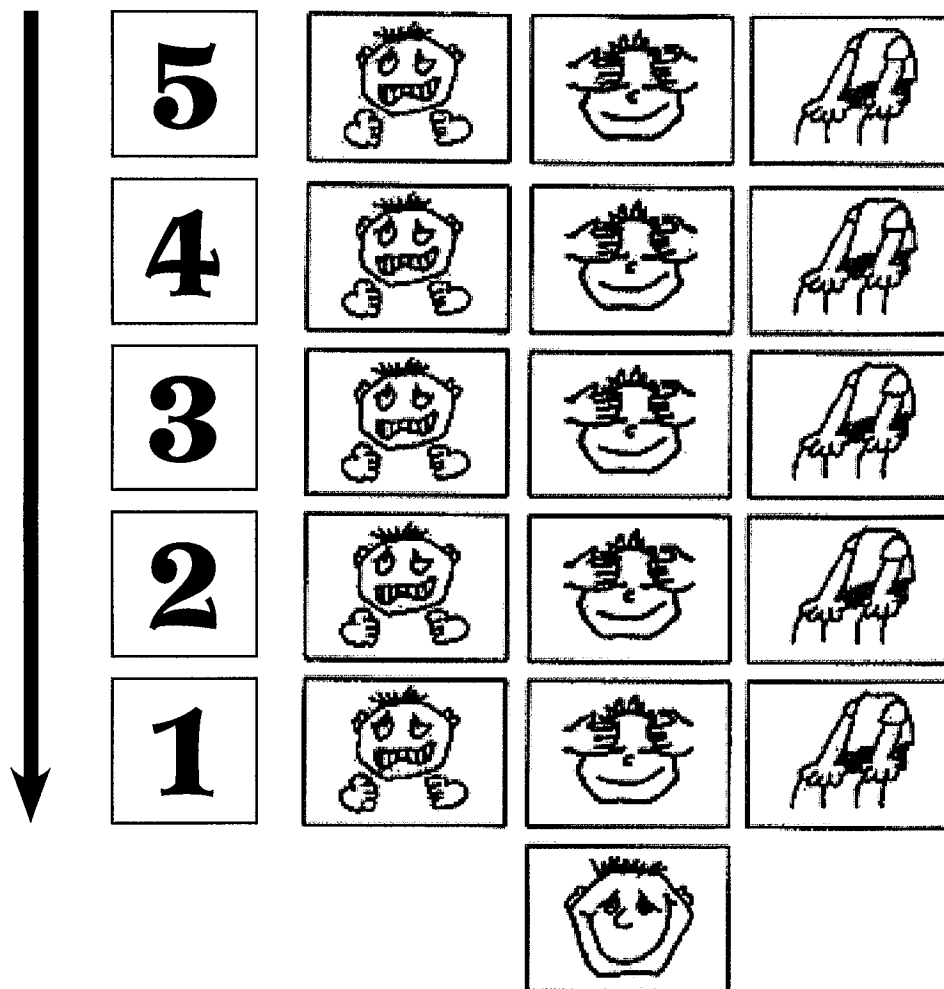


Starting at the yellow star trace with your finger the sides of the hexagon as you take a deep breath in, feeling your shoulders rise as the air fills you. Trace over the next side as you hold your breath for a moment. Slowly breathe out as you trace the third side of the hexagon. Continue tracing around the bottom three sides of the hexagon as you complete another deep breath. Continue The Six Sides of Breathing cycle until you feel calm and relaxed.

My Calming Sequence Visual

Activity: Try this calming sequence. Does it feel good and calming? How can you change it so that it works for you?

This calming sequence goes like this: Squeeze your hands together; close your eyes and rub your head; then rub your legs. Repeat the sequence five times, bringing your stress down.



Buron, Manns, Schultz & Thomas, 2004, From *When My Worries Get Too Big!* K. D. Buron, 2006. Swannee Mission, KS: AAPC, Reprinted with permission.